

THE GLINT OF GOLD



BY GAWEN ROBINSON

Script/Song Book Vocal Score

Published by
Eldridge Plays and Musicals

Download your complete script from Eldridge Publishing

[hisage.com](https://hisage.com/glint-of-gold)

THE GLINT OF GOLD

*A Mini-Historical Musical
Written and Composed
By Gawen Robinson*

Script/Song Book

Performance Rights

It is an infringement of the federal copyright law to copy or reproduce this script in any manner or to perform this play without royalty payment. All rights are controlled by Eldridge Publishing Co., Inc. Contact the publisher for additional scripts and further licensing information. The author's name must appear on all programs and advertising with the notice: "Produced by special arrangement with Eldridge Publishing Company."

Eldridge Publishing Company
hiStage.com

©2002 by Gawen Robinson

The Glint of Gold

By Gawen Robinson

I hope this musical resource will make the study of Ancient Egyptians more interesting and fun for children by presenting the facts in a new and exciting manner. It is designed to be used as a starting point in conjunction with other resources, not instead of them. This project can be used in the classroom, for an assembly or for a full school production, incorporating any other work you may have done on the topic (paintings, designs, costumes and models etc).

On side one of the tape you will be able to sing along and learn the melodies, while side two can be used as a backing tape for your own performances (feel free to adapt it as you wish). The accompanying "lead sheets" are included to help you learn the melodies and will also enable you to add instrumental backing should you require it (Guitar chords are provided).

The Plot

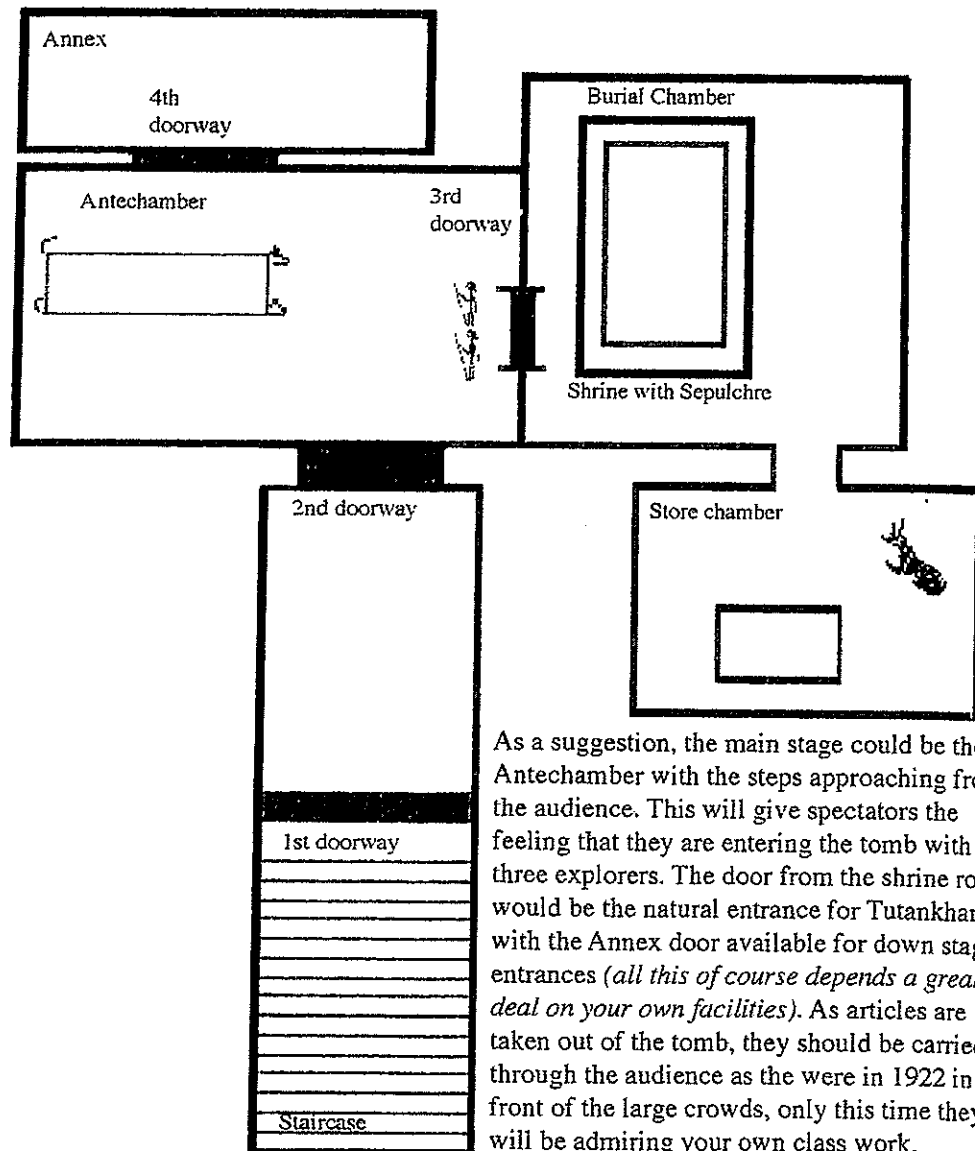
Set in November 1922, the story begins with Howard Carter's famous discovery of the tomb of Tutankhamun. Along with Lord Carnarvon and his daughter Lady Evelyn Herbert, Carter enters the tomb and is astounded by the treasures buried for over 3,000 years. Before long the visitors discover the story of this little known king through the writing on the walls of the tomb. These story telling pictures are called **hieroglyphs** and in our play they come to life, teaching us all about Ancient Egypt. King Tutankhamun, who had rested in peace for thousands of years, is now awakened and with our help needs to learn part of the "Book of the Dead" before he can join his father (The god **Osiris**) among the stars. In the meantime however, we learn all about hieroglyphs, Queen Hatshepsut, Egyptian society, the gods and pyramids.

The Characters and Costumes

Howard Carter:	A large moustache, trilby hat, suit, waistcoat & bow tie.
Lord Carnarvon:	Similar to Carter but he used a walking stick.
Lady Evelyn Herbert:	Large, round rimmed, 1920s hat. Long coat.
Hieroglyphs 1 to 8:	Any you can find. Posed sideways with eyes facing audience
Tutankhamun:	Blue & yellow headdress, necklace & bracelets. False beard. White loin cloth, gold belt and sandals. Flail & crook.
2 Guards:	Gold headdress, necklace & loin cloth. Holding spears.
Servant:	White cloth, possibly carrying a basket on head.
Farmer:	White loin cloth, holding a farming tool.
3 Craftsmen:	White loin cloth, holding a blow pipe or hammer
1. Metalworker:	White loin cloth, holding a needle and piece of cloth
2. Weaver:	White loin cloth, holding a hammer and nail.
3. Carpenter:	Full white robe, holding jewellery, spices or fine cloth.
Merchant:	White cloth. Would be seated crossed legged with papyrus.
Scribe:	White robe, some jewellery. Holding a scroll.
Politician:	(Same as Tutankhamun)
Pharaoh:	Dressed the same as a male Pharaoh including false beard!
Hatshepsut:	White robes, headdresses, each holding one of the 3 pictures or objects
3 Hand maidens:	Jackal headed man (Black mask). Colourful lower costume.
Anubis:	Tall white crown (Either white for upper Egypt or Atef type flanked by 2 ostrich feathers). Green skin, tight white robe.
Osiris:	Loose fitting green or brown robes. Light turban/headdress.
Modern Egyptians:	Can be made up however you like. Could be cast members.
Chorus Singers/Musicians:	

Plan of Tutankhamun's Tomb

From the diagram below you can follow Howard Carter's steps as he discovers each room in turn. You can also plan your stage set should you wish to put on a production of the musical. Carter's team came across the staircase on November 4th 1922 and by the next day, had made their way to the first doorway where they made out the name "Tutankhamun". Three weeks later, upon the arrival of benefactor Lord Canarvon, the outer door was cleared and the digging continued. They soon uncovered a passage blocked with rubble and on November 26th came upon a second, sealed doorway. This led to the Antechamber of an entirely unspoiled tomb of this relatively unknown Pharaoh. With trembling hands, Howard Carter made a tiny breach in the door and as the mist from the escaping hot air settled he could see everywhere, "the glint of gold". Upon being asked what he saw he simply answered "wonderful things".



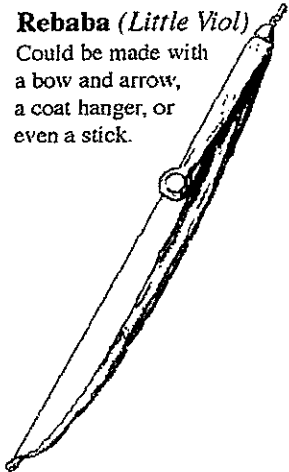
As a suggestion, the main stage could be the Antechamber with the steps approaching from the audience. This will give spectators the feeling that they are entering the tomb with the three explorers. The door from the shrine room would be the natural entrance for Tutankhamun, with the Annex door available for down stage entrances (*all this of course depends a great deal on your own facilities*). As articles are taken out of the tomb, they should be carried through the audience as they were in 1922 in front of the large crowds, only this time they will be admiring your own class work.

Instruments for your Egyptian Band

Despite their serious image, the Egyptians loved music making and dancing. The instruments below were played by people from all walks of life, from farmers to princesses. By adapting and decorating your own instruments, as well as by making simple replicas, you could have a small band to mime and play along with the songs. Here are some ideas to get you started.

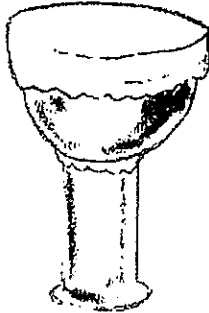
Rebaba (*Little Viol*)

Could be made with a bow and arrow, a coat hanger, or even a stick.




Darraboukah (*Finger drum*)

Either an existing drum or from a toilet roll and plastic bowl etc.




Nay (*Oboe*)

Made of wood with a reed. The Egyptians also used a flute which looked very similar to a wooden recorder



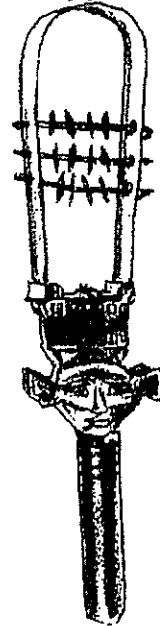
Cymbals (*Bronze*)

Would be clashed on main beats




Sistrum (*Sacred rattle*)

Was used mostly in religious ceremonies by noblewomen and priestesses to honour the god of music and joy Hathor.



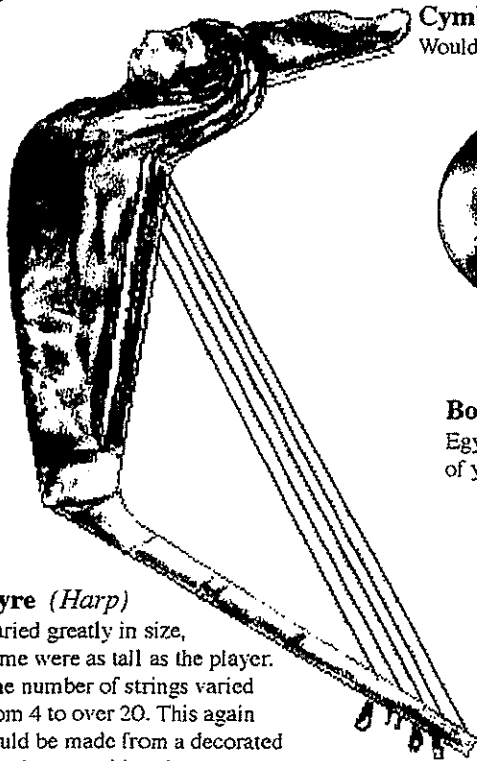
Bone Clappers (*Papyrus*)

Egyptian Castanets. Played in the palm of your hand.



Lyre (*Harp*)

Varied greatly in size, some were as tall as the player. The number of strings varied from 4 to over 20. This again could be made from a decorated coat hanger with strings.



End of Freeview

Download your complete script from Eldridge Publishing

<https://histage.com/glint-of-gold>

Eldridge Publishing, a leading drama play publisher since 1906, offers more than a thousand full-length plays, one-act plays, melodramas, holiday plays, religious plays, children's theatre plays and musicals of all kinds.

For more than a hundred years, our family-owned business has had the privilege of publishing some of the finest playwrights, allowing their work to come alive on stages worldwide.

We look forward to being a part of your next theatrical production.

Eldridge Publishing... for the start of your theatre experience!